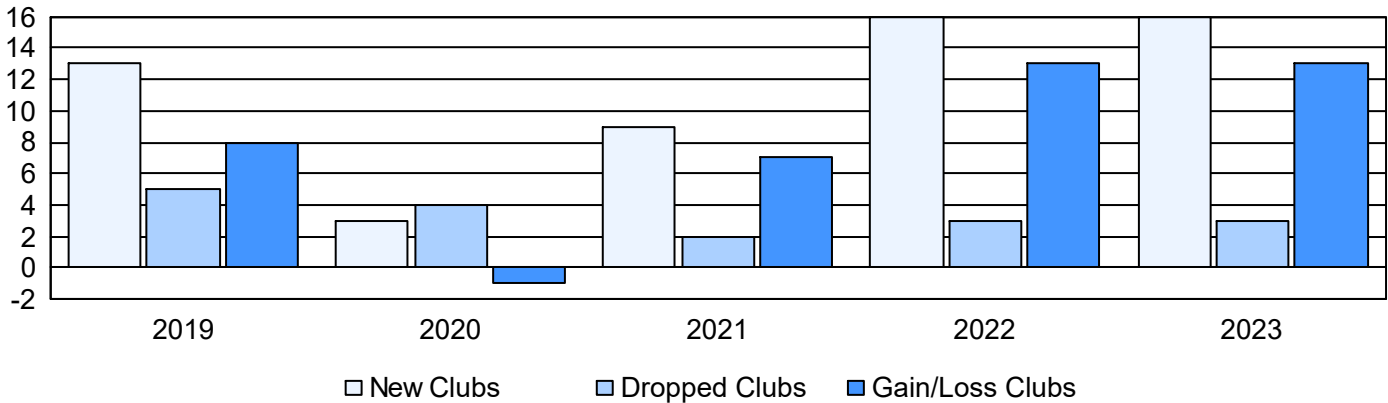
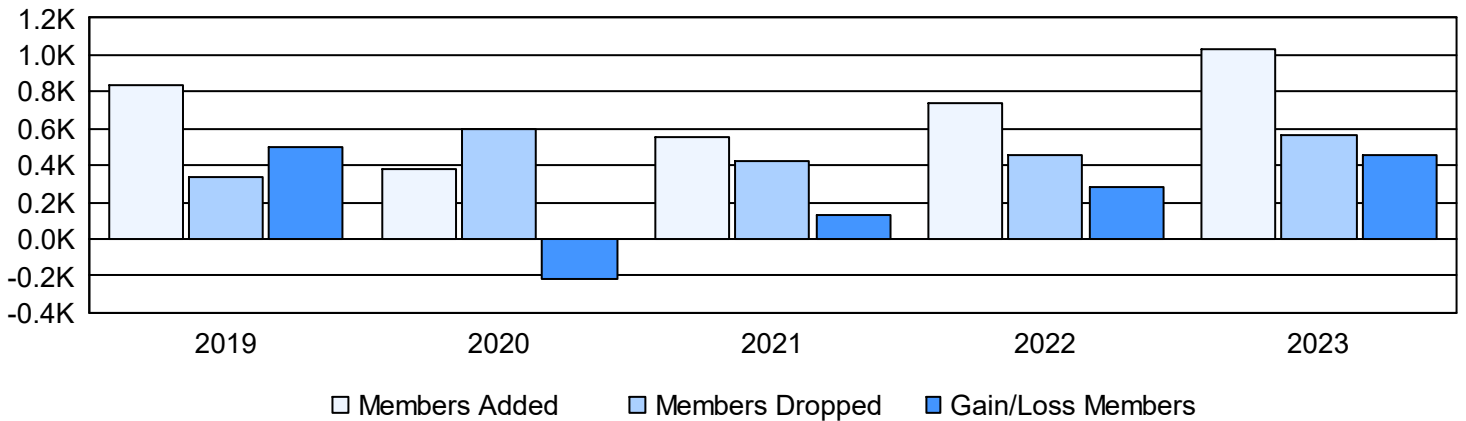


Year	New Clubs	Dropped Clubs	Gain/ Loss Clubs	New Members	Charter Members	Reinstate Members	Transfer Members	Total Member Added	Total Members Dropped	Gain/ Loss Members
2018-2019	13	5	8	456	346	36	1	839	341	498
2019-2020	3	4	-1	233	116	28	1	378	595	-217
2020-2021	9	2	7	250	264	34	3	551	425	126
2021-2022	16	3	13	308	424	6	5	743	456	287
2022-2023	16	3	13	545	406	68	8	1,027	568	459
Average	11	3	8	358	311	34	4	708	477	231

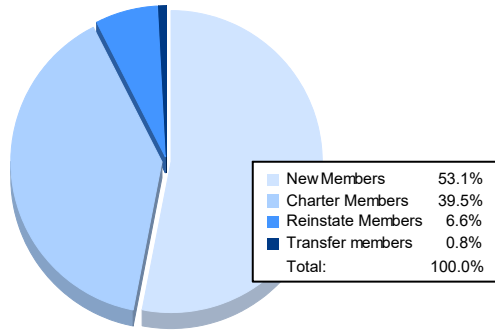
Clubs



Members



Membership Composition June 2023 Cumulative



Gender Composition June 2023 Cumulative

